


Eclipse ThermJet

Burners

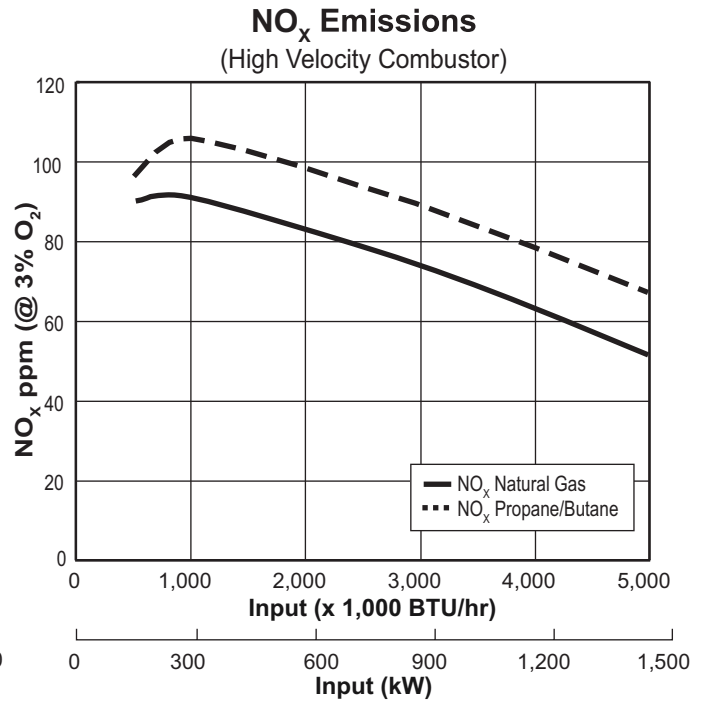
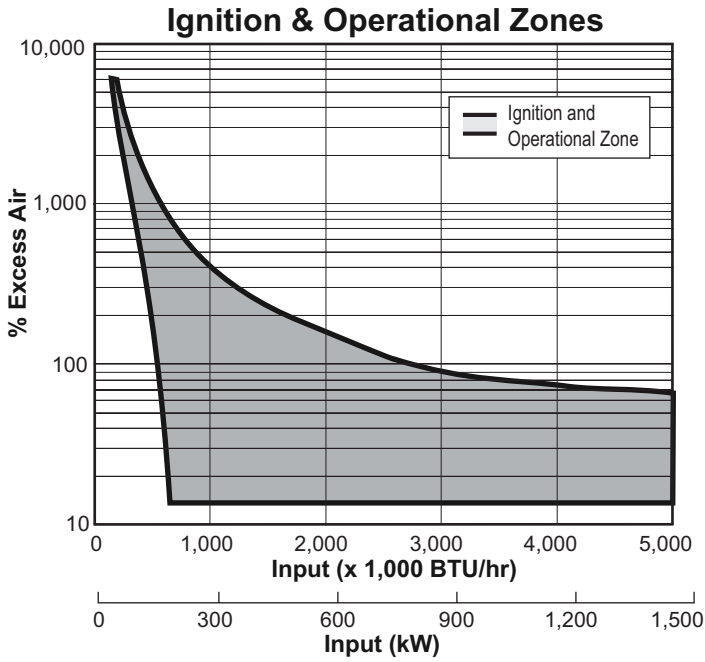
Model TJ0500

Version 2

Parameter	Burner Velocity	Model TJ0500	
Maximum Input BTU/hr (kW)	Medium & High Velocity	5,000,000 (1465)	
Minimum Input, On-Ratio BTU/hr (kW)	Medium & High Velocity	500,000 (146)	
Minimum Input, Fixed Air BTU/hr (kW)	Medium & High Velocity	100,000 (29)	
Gas Inlet Pressure Required "w.c. (mbar) Fuel Pressure at Gas Inlet (Tap "B" - see page 3)	High Velocity	Natural Gas	13.5 (34.0)
		Propane	14.0 (35.0)
		Butane	13.0 (33.0)
	Medium Velocity	Natural Gas	5.5 (14.0)
		Propane	6.0 (15.0)
		Butane	5.5 (14.0)
Air Inlet Pressure Required "w.c. (mbar) 15% Excess Air at Maximum Input (Tap "A" - see page 3)	High Velocity	Natural Gas	18.5 (46.0)
		Propane	17.5 (44.0)
		Butane	17.5 (44.0)
	Medium Velocity	Natural Gas	10.0 (25.0)
		Propane	10.0 (25.0)
		Butane	10.0 (25.0)
High Fire Flame Length Inches (mm) (Measured from End of Combustor)	High Velocity	Natural Gas	75 (1900)
		Propane	90 (2285)
		Butane	85 (2160)
	Medium Velocity	Natural Gas	100 (2550)
		Propane	100 (2550)
		Butane	105 (2670)
Maximum Flame Velocity ft/s (m/s) 15% Excess Air at Maximum Input	High Velocity	500 (152.4)	
	Medium Velocity	250 (76.2)	
Maximum Combustion Air Temperature	300°F (149°C). For higher temperatures, use TJPCA (Data 206)		
Flame Detection	UV scanner only. (Available for all combustors.)		
Fuel	Natural gas, propane, or butane. For any other mixed gas, contact Eclipse for orifice sizing.		
Approvals			

- All information is based on laboratory testing in neutral (0.0" w.c.) pressure chamber. Different chamber size and conditions may affect the data.
- All information is based on standard combustor design. Changes in combustor will alter performance and pressures.
- All inputs based upon gross calorific values.
- Eclipse reserves the right to change the construction and/or configuration of our products at any time without being obliged to adjust earlier supplies accordingly.
- Plumbing of air and gas will affect accuracy of orifice readings. All information is based on generally acceptable air and gas piping practices.

Performance Graphs

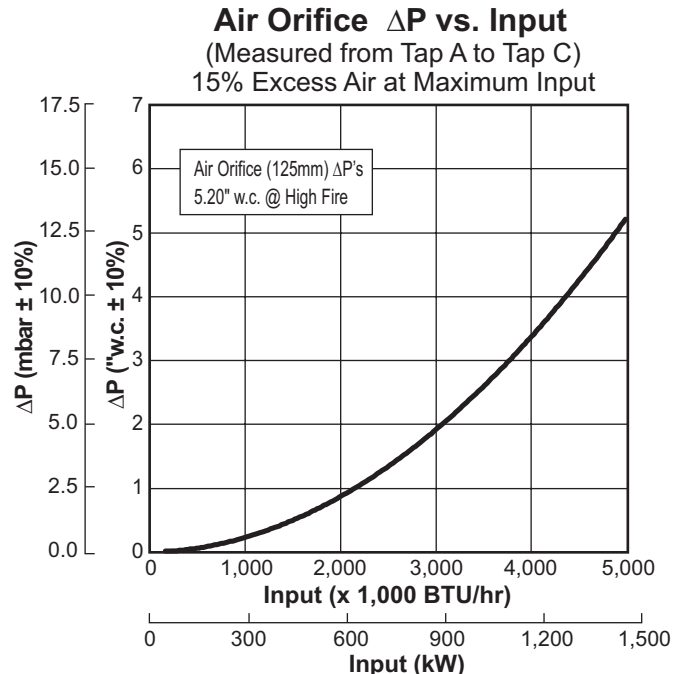
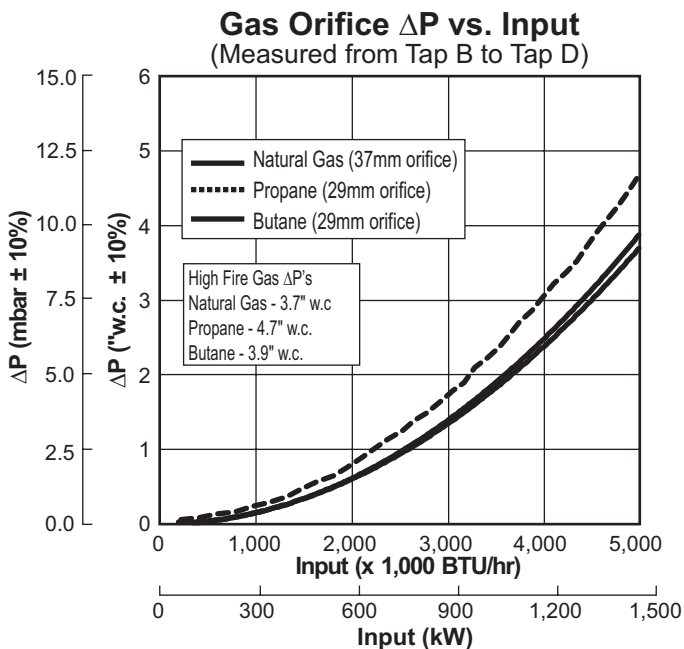


Correction factor for medium velocity combustor is 1.20. Emissions data based on on-ratio control, firing 15% excess air, corrected to 3% O₂.

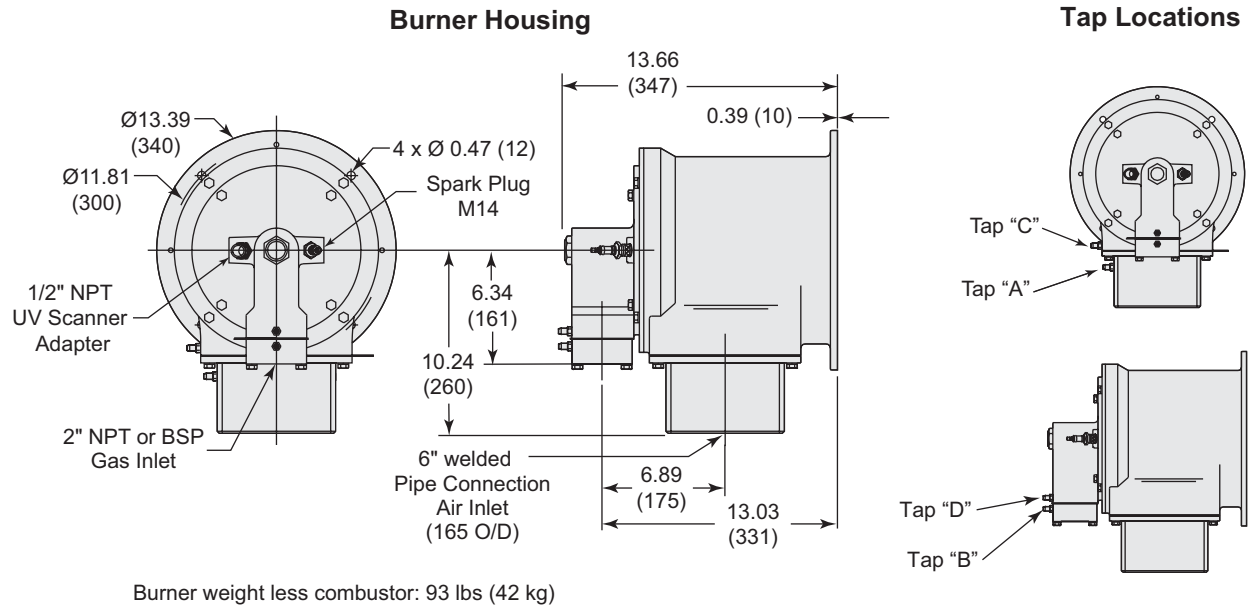
Emissions from the burner are influenced by:

- Fuel type
- Combustion air temperature
- Firing rate
- Chamber conditions
- Percent of excess air

For estimates of other emissions, contact Eclipse.

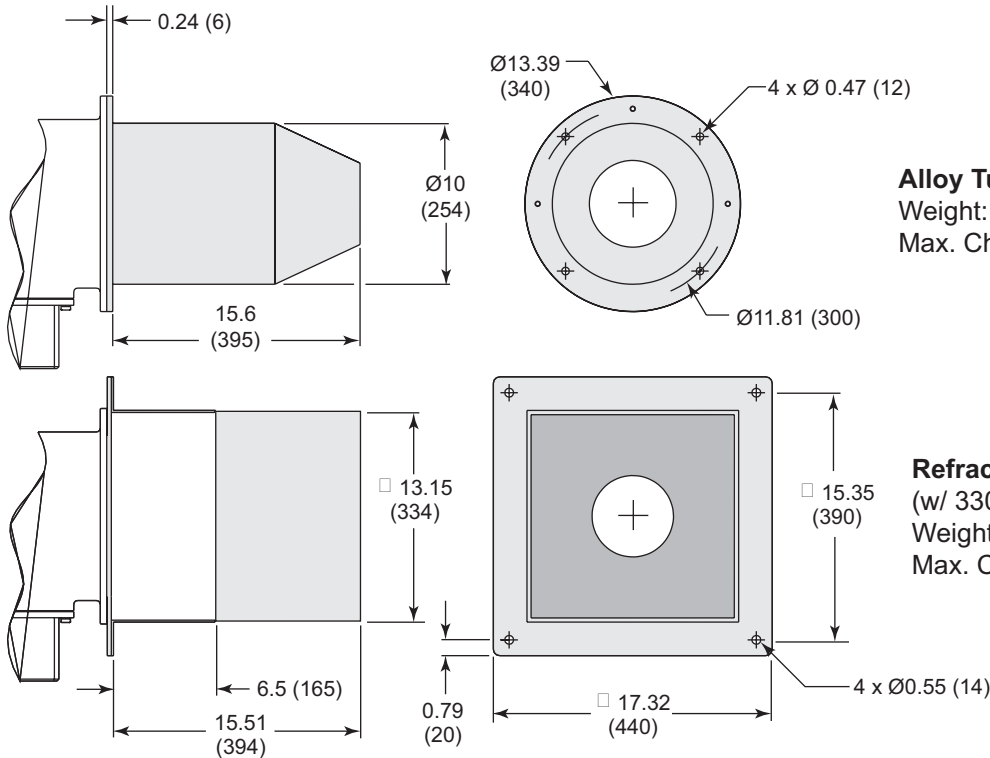


Dimensions in inches (mm)

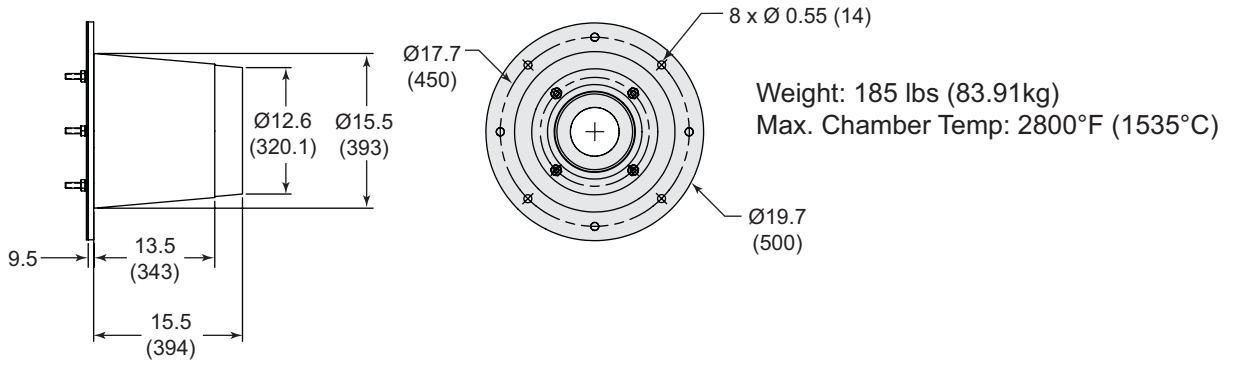


Combustor

Exhaust Outlet Diameter : High Velocity : $\varnothing 4.92$ (125)
 Medium Velocity : $\varnothing 6.97$ (177)



Down Firing Block





Offered By:

Power Equipment Company
2011 Williamsburg Road
Richmond, Virginia 23231
Phone (804) 236-3800
Fax (804) 236-3882

www.peconet.com